

Assembly / Extended Corner Bullet Shaped Desk - Left  
(29 1/2,41"D x 71"W x 29 1/2"H,1050Dx1800Wx750H)

1

workspace panel

B\*7

left side panel

A\*3 B\*4 D\*2 E\*2

half gable

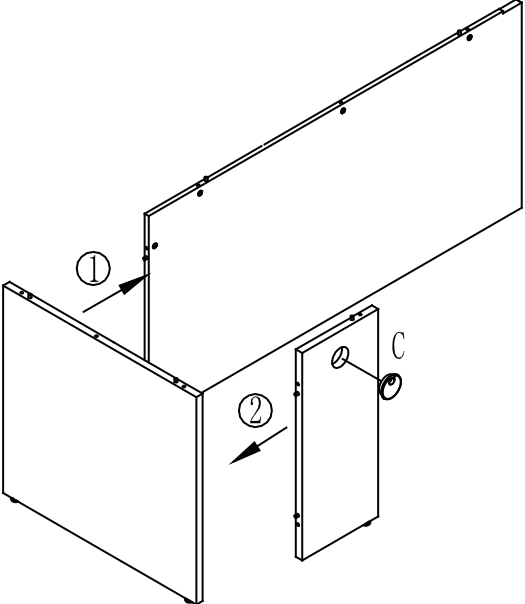
D\*1 A\*3 E\*3

modesty panel

A\*5 E\*4

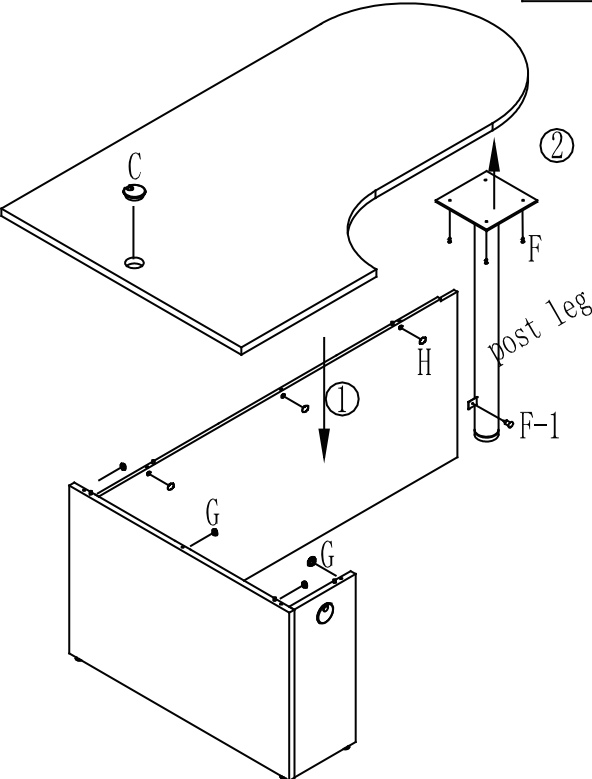
Assembly / Extended Corner Bullet Shaped Desk - Left  
(29 1/2,41"D x 71"W x 29 1/2"H,1050Dx1800Wx750H)


2





C\*1


3




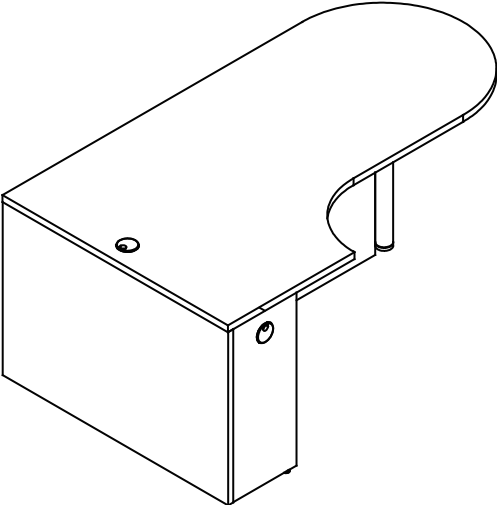
 G\*6

 H\*5

 F\*5










 F-1\*1

 C\*1



finished product

Hardware

NO.	sample. pc	name	QTY
A		Cam	11
B		Connector	11
C		Grommet	2
D		Glide	3
E		Dowel	9
F		Screw(ST4*20)	4
F-1		Screw(ST4*13)	1
G		Cam lid(deep)	6
H		Cam lid(low)	5